



INSTITUTO DE FINANCIAMIENTO PROMOCION Y DESARROLLO DE BAGO
NIT. 890700755-5

EJECUCION PRESUPUESTAL DE EGRESOS
PERIODO ABRIL DE 2015

CODIGO CUENTA	DESCRIPCION	PPTO DEFINITIVO	CDP EXPEDIDOS	% CDPs	RP COMPROMISOS	% RPs	PRESUPUESTO X COMPROMETER	GIROS ACUMULADOS	% GIROS	PAGOS ACUMULADOS	% PAGOS
02	PRESUPUESTO DE GASTOS	30,005,845,810.00	20,253,639,004.25	67.5	13,263,236,699.08	44.2	16,742,608,910.92	5,490,322,138.08	18.3	5,195,232,112.00	17.31
0201	GASTOS DE FUNCIONAMIENTO	9,168,038,130.00	4,494,679,633.25	49.03	3,017,505,306.08	32.91	6,150,532,923.92	2,254,557,921.59	24.59	2,036,609,123.51	22.21
020105	ADMINISTRACION	4,645,215,733.00	2,285,222,111.25	49.2	1,530,174,418.08	32.94	3,115,041,314.92	1,123,162,656.92	24.18	984,789,022.84	21.2
02010501	GASTOS DE PERSONAL	3,283,498,231.00	1,317,838,684.00	40.14	1,216,021,053.00	37.03	2,067,477,178.00	982,836,610.00	29.93	859,837,127.00	26.19
0201050111	SERVICIO PERSONAL NOMINA	2,227,716,809.00	720,029,634.00	32.32	851,056,858.00	29.23	1,576,659,951.00	651,056,858.00	29.23	587,891,405.00	26.39
020105011101	SUELDO DE PERSONAL	1,648,501,420.00	564,393,712.00	34.28	539,994,173.00	32.8	1,106,507,247.00	539,994,173.00	32.8	481,228,494.00	29.23
020105011113	PRIMA DE VACACIONES	85,853,358.00	58,551,478.00	88.2	51,081,903.00	59.5	34,771,455.00	51,081,903.00	59.5	50,719,933.37	59.08
020105011114	PRIMA DE NAVIDAD	253,786,647.00	15,145,893.00	5.97	0	0	253,786,647.00	0	0	0	0
020105011118	BONIFICACION ESPECIAL DE RECREACION	8,888,818.00	3,238,174.00	36.43	2,349,609.00	26.43	8,539,209.00	2,349,809.00	26.43	2,252,067.68	25.34
020105011123	AUXILIO DE TRANSPORTE	36,524,000.00	14,126,600.00	38.68	11,465,067.00	31.39	25,058,933.00	11,465,067.00	31.39	11,243,067.00	30.78
020105011150	BONIFICACION POR SERVICIOS PRESTADOS	6,185,992.00	0	0	0	0	6,185,992.00	0	0	0	0
020105011152	PRIMA DE SERVICIOS	70,867,776.00	18,373,217.00	25.92	11,005,507.00	15.53	59,862,269.00	11,005,507.00	15.53	10,822,617.03	15.27
020105011160	SUBSIDIO DE ALIMENTACION	22,762,816.00	9,077,502.00	39.68	7,367,265.00	32.37	15,395,551.00	7,367,265.00	32.37	7,224,612.00	31.74
020105011161	INDEMINIZACION	96,325,982.00	37,123,260.00	36.54	27,793,334.00	28.85	68,532,648.00	27,793,334.00	28.85	24,400,613.92	25.33
020105011190	OTROS SUELDOS Y SALARIOS	0	0	0	0	0	0	0	0	0	0
0201050112	SERVICIOS PERSONALES INDIRECTOS	308,668,640.00	304,469,330.00	98.56	298,364,530.00	96.6	10,504,310.00	85,180,087.00	21.1	52,204,814.00	16.9
020105011209	HONORARIOS	308,668,640.00	304,469,330.00	98.58	296,364,530.00	96.6	10,504,310.00	65,180,067.00	21.1	52,204,814.00	16.9
0201050113	CONTRIBUCIONES INHERENTES A NOM. SECTOR PRIVADO	621,014,599.00	257,000,977.00	41.36	234,957,265.00	37.83	388,057,334.00	234,957,265.00	37.83	195,826,306.00	31.53
020105011302	APORTES A CAJAS DE COMPENSACION FLIAR	91,314,636.00	25,958,606.00	28.43	22,743,800.00	24.91	66,571,036.00	22,743,800.00	24.91	17,201,300.00	18.84
020105011303	COTIZACION A SEGURIDAD SOCIAL	139,527,536.00	46,944,436.00	33.65	44,868,900.00	32.16	94,658,636.00	44,866,900.00	32.16	33,341,500.00	23.9
020105011306	APORTES PENSIONALES	203,166,769.00	66,275,592.00	32.62	63,346,600.00	31.18	139,820,169.00	63,346,600.00	31.18	47,071,600.00	23.17
020105011324	CESANTIAS	167,005,456.00	117,624,343.00	63.01	103,997,965.00	55.61	83,007,491.00	103,997,965.00	55.61	96,213,706.00	52.52
0201050114	CONTRIBUCIONES INHERENTES A NOM. SECTOR PUBLICO	125,897,963.00	36,316,743.00	28.85	31,642,400.00	25.13	94,255,563.00	31,642,400.00	25.13	23,912,600.00	18.99
020105011401	APORTES AL ICBF	68,486,128.00	19,465,905.00	28.42	17,053,200.00	24.9	51,432,928.00	17,053,200.00	24.9	12,897,300.00	18.83
020105011402	APORTES AL SENA	11,414,353.00	3,243,051.00	26.41	2,838,300.00	24.87	8,576,053.00	2,838,300.00	24.67	2,146,500.00	18.81
020105011403	APORTES A LA ESAP	11,414,353.00	3,243,051.00	26.41	2,838,300.00	24.87	8,576,053.00	2,838,300.00	24.67	2,146,500.00	18.81
020105011404	APORTES AL MINISTERIO DE EDUCACION	22,828,710.00	6,488,402.00	28.42	5,685,600.00	24.91	17,143,110.00	5,685,600.00	24.91	4,299,900.00	18.84
020105011405	COTIZACION RIESGOS PROFESIONALES	11,754,439.00	3,876,334.00	32.98	3,227,000.00	27.45	6,527,439.00	3,227,000.00	27.45	2,422,400.00	20.61
02010502	GASTOS GENERALES	1,361,717,502.00	967,385,427.25	71.04	314,153,365.06	23.07	1,047,564,136.92	140,326,046.92	10.31	124,951,895.84	9.18
0201050215	ADQUISICION DE BIENES	100,697,176.00	57,490,464.00	56.98	35,271,672.00	34.96	65,625,506.00	26,253,119.00	26.02	26,253,119.00	26.02
020105021501	COMPRA DE EQUIPO	17,961,176.00	8,938,163.00	49.76	3,995,040.00	22.24	13,966,138.00	3,995,040.00	22.24	3,995,040.00	22.24
020105021505	ESTUDIOS Y PROYECTOS	0	0	0	0	0	0	0	0	0	0
020105021514	MATERIALES Y SUMINISTROS	57,176,000.00	39,846,941.00	69.69	30,621,272.00	53.56	26,554,728.00	21,602,719.00	37.76	21,602,719.00	37.78
020105021520	DOTACION Y SUMINISTRO DE TRABAJADORES	25,760,000.00	6,705,360.00	33.79	655,360.00	2.54	25,104,640.00	655,360.00	2.54	655,360.00	2.54
020105021590	OTRA ADQUISICIONES DE BIENES Y SERVICIOS	0	0	0	0	0	0	0	0	0	0
020105021599	VIGENCIAS EXPIRADAS	0	0	0	0	0	0	0	0	0	0
0201050216	ADQUISICION DE SERVICIOS	629,120,324.00	388,709,348.50	61.79	245,683,452.50	39.06	363,236,871.50	65,774,277.34	13.63	72,501,039.84	11.52
020105021610	CONTRATACION DE SERVICIOS	31,400,000.00	27,900,668.00	86.66	27,900,666.00	86.66	3,499,332.00	2,547,546.00	6.11	2,547,546.00	8.11
020105021613	VIGILANCIA Y SEGURIDAD	173,156,023.00	171,092,206.00	96.61	49,622,876.00	28.77	123,333,147.00	27,613,795.34	15.95	27,613,795.34	15.95
020105021615	MANTENIMIENTO	29,200,000.00	21,963,667.00	75.29	14,552,227.00	49.84	14,847,773.00	1,418,425.00	4.86	307,200.00	1.05
020105021617	SERVICIOS PUBLICOS	71,010,000.00	25,566,163.00	36	25,566,163.00	36	45,443,837.00	25,566,163.00	36	25,566,149.00	36
020105021618	ARRENDAMIENTOS	104,069,276.00	71,712,000.00	68.69	71,712,000.00	68.69	32,377,276.00	11,952,000.00	11.46	0	0
020105021619	VIATICOS	15,000,000.00	1,724,067.50	11.49	1,724,067.50	11.49	13,275,932.50	1,704,214.05	11.36	1,704,213.64	11.36
020105021621	IMPR. PUBLICAC. SUSCRIPCION Y AFILIACIONES	2,200,000.00	0	0	0	0	2,200,000.00	0	0	0	0



INSTITUTO DE FINANCIAMIENTO PROMOCION Y DESARROLLO DE RANGUE
NIT. 890700755-5

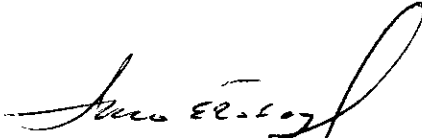
EJECUCION PRESUPUESTAL DE EGRESOS
PERIODO ABRIL DE 2015

CODIGO CUENTA	DESCRIPCION	PPTO DEFINITIVO	CDP EXPEDIDOS	% CDPs	RP COMPROMISOS	% RPs	PRESUPUESTO X COMPROMETER	GIROS ACUMULADOS	% GIROS	PAGOS ACUMULADOS	% PAGOS
	PROMOCION DIVULGACION Y DESARROLLO										
020105021622	INS TITUCIONAL	0	0	0	0	0	0	0	0	0	0
020105021623	COMUNICACIONES Y TRANSPORTE	30,400,000.00	27,169,000.00	89.37	17,982,800.00	59.15	12,417,200.00	4,118,000.00	13.55	4,118,000.00	13.55
020105021625	SEGUROS GENERALES	51,485,025.00	0	0	0	0	51,465,025.00	0	0	0	0
	SALUD OCUPACIONAL, SEGURIDAD										
020105021626	INDUSTRIAL	0	0	0	0	0	0	0	0	0	0
020105021661	GASTOS DE VIAJE	9,000,000.00	527,077.00	5.86	527,077.00	5.86	8,472,923.00	516,301.95	5.74	516,301.86	5.74
020105021662	GASTOS FINANCIEROS	96,200,000.00	36,095,574.00	37.52	36,095,574.00	37.52	60,104,426.00	10,337,830.00	10.75	10,127,832.00	10.53
	CAFACITACION, BIENESTAR SOCIAL Y EST.	11,000,000.00	0	0	0	0	11,000,000.00	0	0	0	0
020105021690	OTROS GASTOS GENERALES	5,000,000.00	4,938,906.00	98.76	0	0	5,000,000.00	0	0	0	0
020105021691	VIGENCIAS EXPIRADAS	0	0	0	0	0	0	0	0	0	0
0201050217	IMPUESTOS CONTRIBUCIONES Y TASAS	631,700,000.00	521,185,614.75	82.51	32,998,240.58	5.22	598,701,759.42	28,298,650.58	4.48	26,197,737.00	4.15
	SANCIONES, SENT., LAUDOS, COND., TASAS Y										
020105021708	MULTAS	579,500,000.00	490,236,424.17	84.6	2,049,050.00	0.35	577,450,950.00	2,049,050.00	0.35	1,354,550.00	0.23
020105021709	INDUSTRIA Y COMERCIO	27,500,000.00	23,259,000.00	84.58	23,259,000.00	84.58	4,241,000.00	23,259,000.00	84.58	23,259,000.00	84.58
020105021790	OTROS IMPUESTOS Y CONTRIBUCIONES	24,700,000.00	7,690,190.58	31.13	7,690,190.58	31.13	17,009,809.42	2,990,600.58	12.11	1,584,167.00	6.41
020120	COSTOS DE PRODUCCION	4,095,206,244.00	2,042,169,708.00	49.87	1,320,043,074.00	32.23	2,775,163,170.00	1,006,321,986.67	24.57	930,309,947.67	22.72
02012001	GASTOS DE PERSONAL OPERATIVOS	1,825,147,043.00	858,795,952.00	47.05	596,167,397.00	32.86	1,228,979,646.00	596,167,397.00	32.66	522,953,858.00	26.65
	SERVICIO PERSONAL NOMINA OPERATIVDS	1,384,091,512.66	636,917,142.00	46.02	449,491,344.00	32.48	934,600,168.66	449,491,344.00	32.48	407,696,499.00	29.46
020120011101	SUELDO DE PERSONAL	981,978,691.00	417,264,149.00	42.49	339,462,088.00	34.57	642,516,603.00	339,462,088.00	34.57	301,777,876.00	30.73
020120011112	PRIMA DE VACACIONES	55,072,761.67	36,651,583.00	66.55	18,351,331.00	33.32	36,721,430.67	18,351,331.00	33.32	18,273,797.00	33.18
020120011113	PRIMA DE NAVIDAD	80,752,815.15	37,203,208.00	46.07	54,019.00	0.07	80,698,796.15	54,019.00	0.07	54,019.00	0.07
	BONIFICACIÓN ESPECIAL DE RECREACIÓN	6,498,033.17	4,165,157.00	84.1	2,088,172.00	32.14	4,409,861.17	2,088,172.00	32.14	2,079,495.00	32
020120011123	AUXILIO DE TRANSPORTE	74,224,000.00	39,331,000.00	52.99	31,921,120.00	43.01	42,302,860.00	31,921,120.00	43.01	29,627,120.00	39.92
	BONIFICACIÓN POR SERVICIOS PRESTADOS	22,288,581.17	0	0	0	0	22,288,581.17	0	0	0	0
020120011133	PRIMA DE SERVICIOS	47,126,695.00	29,729,146.00	63.08	11,633,687.00	24.69	35,493,008.00	11,633,687.00	24.69	11,633,687.00	24.69
020120011145	INDEMNIZACIÓN	66,285,859.50	47,299,485.00	69.27	25,468,947.00	37.3	42,816,912.50	25,468,947.00	37.3	25,212,604.00	36.92
020120011160	SUBSIDIO DE ALIMENTACION	47,864,076.00	25,273,412.00	52.8	20,511,980.00	42.85	27,352,096.00	20,511,980.00	42.85	19,037,899.00	39.77
020120011190	OTROS SUELDOS Y SALARIOS	0	0	0	0	0	0	0	0	0	0
	CONTRIBUCION INHERENTE A NOM. SECTOR										
0201200113	PRIVADO	358,853,358.67	184,274,319.00	51.35	121,438,053.00	33.84	237,415,305.67	121,438,053.00	33.84	96,815,259.00	26.98
	APORTES CAJAS DE COMPENSACIÓN FAMILIAR	50,665,234.50	22,184,197.00	43.79	13,579,600.00	26.8	37,085,634.50	13,579,600.00	26.8	9,922,300.00	19.58
020120011303	COTIZACION A SEGURIDAD SOCIAL (8.5%)	75,590,914.17	35,465,606.00	46.92	28,855,800.00	38.17	46,735,114.17	28,855,800.00	38.17	21,083,500.00	27.89
020120011306	APORTES PENSIONALES	112,667,892.50	50,074,504.00	44.44	40,755,200.00	36.17	71,912,692.50	40,755,200.00	36.17	29,779,200.00	26.43
020120011321	CESANTIAS	119,929,317.50	76,550,012.00	63.83	38,247,453.00	31.69	81,681,864.50	38,247,453.00	31.69	36,030,259.00	30.04
	CONTRIBUCION INHERENTE A NOM. SECTOR										
0201200114	PUBLICO	82,202,171.67	37,604,491.00	45.75	25,238,000.00	30.7	56,964,171.67	25,238,000.00	30.7	18,442,100.00	22.44
020120011401	APORTES AL ICBF	37,257,675.50	16,640,473.00	44.66	10,183,900.00	27.33	27,073,775.50	10,183,900.00	27.33	7,442,100.00	19.97
020120011402	APORTES AL SENA	5,966,280.00	2,773,213.00	46.48	1,691,500.00	28.35	4,274,780.00	1,691,500.00	28.35	1,236,800.00	20.73
020120011403	APORTES A LA ESAP	5,966,280.00	2,773,213.00	46.48	1,691,500.00	28.35	4,274,760.00	1,691,500.00	28.35	1,236,800.00	20.73
020120011404	APORTES AL MINISTERIO DE EDUCACIÓN	11,922,557.17	5,546,623.00	46.52	3,396,600.00	28.49	8,525,957.17	3,396,600.00	26.49	2,481,400.00	20.81
020120011405	COTIZACION A RIESGOS PROFESIDNALES	21,089,379.00	9,870,969.00	46.81	8,274,500.00	39.24	12,814,879.00	8,274,500.00	39.24	6,045,000.00	28.66
02012002	GASTOS GENERALES	2,270,059,201.00	1,183,373,756.00	52.13	723,875,677.00	31.89	1,546,183,524.00	410,154,589.67	18.07	407,356,089.67	17.94
0201200215	ADQUISICION DE BIENES	282,775,927.00	213,424,173.00	75.47	143,036,650.00	50.58	139,739,277.00	34,618,439.00	12.31	34,618,439.00	12.31
020120021501	COMPRA DE EQUIPO	29,000,000.00	28,653,769.00	98.81	0	0	29,000,000.00	0	0	0	0
020120021512	MATERIALES Y SUMINISTRDS	181,565,927.00	140,556,954.00	77.41	126,883,200.00	69.88	54,682,727.00	18,664,989.00	10.28	16,664,989.00	10.28
	DOTACION Y SUMINISTRO DE TRABAJADORES										
020120021520	Y SEG IND	72,210,000.00	44,213,450.00	61.23	16,153,450.00	22.37	56,056,550.00	16,153,450.00	22.37	16,153,450.00	22.37



EJECUCION PRESUPUESTAL DE EGRESOS
 PERIODO ABRIL DE 2015

CÓDIGO CUENTA	DESCRIPCION	PPTO DEFINITIVO	CDP EXPEDIDOS	% CDPs	RP COMPROMISOS	% RPs	PRESUPUESTO X COMPROMETER	GIROS ACUMULADOS	% GIROS	PAGOS ACUMULADOS	% PAGOS
020120021590	OTRA ADQUISICIONES DE BIENES Y SERVICIOS	0	0	0	0	0	0	0	0	0	0
020120021599	VIGENCIAS EXPIRADAS	0	0	0	0	0	0	0	0	0	0
0201200216	ADQUISICION DE SERVICIOS	1,987,283,274.00	969,949,583.00	48.81	580,839,027.00	29.23	1,406,444,247.00	375,336,150.67	18.89	372,537,850.67	18.75
020120021610	CONTRATACIÓN DE SERVICIOS	663,410,000.00	184,100,000.00	27.75	184,100,000.00	27.75	479,310,000.00	120,900,000.00	18.22	120,900,000.00	18.22
020120021611	VIGILANCIA Y SEGURIDAD	531,632,744.00	508,174,381.00	95.59	144,260,542.00	27.14	387,372,202.00	79,714,562.67	14.99	79,714,562.67	14.99
020120021613	MANTENIMIENTO	122,183,782.00	101,972,263.00	83.46	80,479,725.00	65.87	41,704,057.00	2,722,828.00	2.23	966,083.00	0.79
020120021614	SERVICIOS PUBLICOS	568,235,000.00	171,998,760.00	30.27	171,998,760.00	30.27	396,236,240.00	171,998,760.00	30.27	170,957,005.00	30.09
020120021616	ARRENDAMIENTOS	48,000,000.00	0	0	0	0	46,000,000.00	0	0	0	0
020120021617	VIATICOS	0	0	0	0	0	0	0	0	0	0
020120021623	SEGUROS GENERALES	38,241,748.00	0	0	0	0	38,241,748.00	0	0	0	0
020120021625	SALUD OCUPACIONAL	4,450,000.00	0	0	0	0	4,450,000.00	0	0	0	0
020120021690	OTROS GASTOS GENERALES	11,130,000.00	3,704,179.00	33.28	0	0	11,130,000.00	0	0	0	0
020120021699	VIGENCIAS EXPIRADAS	0	0	0	0	0	0	0	0	0	0
020130	TRANSFERENCIAS	427,616,153.00	167,287,814.00	39.12	167,287,814.00	39.12	260,328,339.00	125,073,278.00	29.25	121,510,153.00	28.42
02013036	TRANSFERENCIAS CORRIENTES	427,616,153.00	167,287,814.00	39.12	167,287,814.00	39.12	260,328,339.00	125,073,278.00	29.25	121,510,153.00	28.42
0201303606	CUOTA DE AUDITAJE	77,000,000.00	77,000,000.00	100	77,000,000.00	100	0	34,785,464.00	45.18	34,785,464.00	45.18
0201303620	PENSIONES PROVISIONALES	350,616,153.00	90,287,814.00	25.75	90,287,814.00	25.75	260,328,339.00	90,287,814.00	25.75	86,724,689.00	24.73
0203	GASTOS DE INVERSION	20,837,807,880.00	15,758,959,371.00	75.63	10,245,731,593.00	49.17	10,592,076,087.00	3,235,764,214.49	15.53	3,158,622,988.49	15.16
020301	MANTENIMIENTO ALUMBRADO PÚBLICO	688,000,000.00	687,997,287.00	100	0	0	688,000,000.00	0	0	0	0
020302	REPOSICIÓN Y MODERNIZACIÓN	6,750,692,022.00	4,102,789,021.00	60.78	189,292,556.00	2.79	6,562,399,466.00	47,915,683.00	0.71	47,915,683.00	0.71
020303	AMPLIACION DE COBERTURA ENERGIA-FACTURACION. PARA EL SISTEMA DE	525,663,091.00	161,599,002.00	30.74	0	0	525,663,091.00	0	0	0	0
020304	ALUMBRADO PUBLICO	9,373,000,000.00	9,373,000,000.00	100	9,373,000,000.00	100	0	3,092,194,874.00	32.99	3,092,194,874.00	32.99
020305	COMPRA DE EQUIPO	400,000,000.00	0	0	0	0	400,000,000.00	0	0	0	0
020306	ILUMINACION Y MANTENIMIENTO DE FUENTES READECUACION DE INMUEBLES Y	0	0	0	0	0	0	0	0	0	0
020307	ESCENARIOS	1,030,203,118.00	477,964,095.00	46.4	224,097,200.00	21.75	806,105,918.00	77,139,844.00	7.49	0	0
020308	FERIA AGRPECUARIA	558,000,000.00	304,023,466.00	54.48	0	0	558,000,000.00	0	0	0	0
020309	FABRICA DE PUPITRES	0	0	0	0	0	0	0	0	0	0
020310	NUEVOS PROYECTOS	0	0	0	0	0	0	0	0	0	0
020311	SISTEMATIZACIÓN	18,000,000.00	0	0	0	0	18,000,000.00	0	0	0	0
020312	ALUMBRADO NAVIDEÑO	5,000,000.00	3,914,162.00	78.28	3,914,182.00	78.28	1,065,836.00	3,914,162.00	78.28	3,914,162.00	76.28
020313	BANCO Y OPERACIONES FINANCIERAS	0	0	0	0	0	0	0	0	0	0
020314	DISPOSICIÓN DE RESIDUOS SÓLIDOS MANT. RECUP. DDTACIÓN DE PARQUES Y	438,488,489.00	298,557,388.00	68.09	240,740,557.00	54.9	197,747,932.00	14,599,651.49	3.33	14,596,269.49	3.33
020315	ZDNAS VERDES	1,050,760,960.00	349,114,950.00	33.22	215,687,118.00	20.53	635,073,842.00	0	0	0	0
020316	VIGENCIAS EXPIRADAS	0	0	0	0	0	0	0	0	0	0


JAIRO ENRIQUE ROBAYO MORENO
 GERENTE


NANCY VELOZA GUZMAN
 PROFESIONAL UNIVERSITARIO ESPECIALIZADO



EJECUCION PRESUPUESTAL DE RESERVA
PERIODO ABRIL DE 2015

CODIGO CUENTA	DESCRIPCION	PPTO DEFINITIVO	CDP EXPEDIDOS	% CDPs	RP COMPROMISOS	% RPs	PRESUPUESTO X COMPROMETER	GIROS ACUMULADOS	% GIROS	GIROS ACUMULADOS	% PAGOS
02	PRESUPUESTO DE GASTOS	1,871,023,348.90	1,871,023,348.90	100	1,871,023,348.90	100	0	1,204,763,974.90	64.39	1,204,783,974.65	64.39
0201	GASTOS DE FUNCIONAMIENTO	263,681,119.50	263,681,119.50	100	263,681,119.50	100	0	170,076,376.50	64.5	170,076,376.25	64.5
020105	GASTOS DE FUNCIONAMIENTO ADMINISTRACION	68,550,589.50	68,550,589.50	100	68,550,589.50	100	0	42,405,094.50	61.86	42,405,094.25	61.86
02010501	GASTOS DE PERSONAL	22,364,108.00	22,364,108.00	100	22,364,108.00	100	0	0	0	0	0
0201050111	SERVICIO PERSONAL NOMINA	0	0	0	0	0	0	0	0	0	0
020105011101	SUELDO DE PERSONAL	0	0	0	0	0	0	0	0	0	0
020105011113	PRIMA DE VACACIONES	0	0	0	0	0	0	0	0	0	0
020105011114	PRIMA DE NAVIDAD	0	0	0	0	0	0	0	0	0	0
020105011118	BONIFICACION ESPECIAL DE RECREACION	0	0	0	0	0	0	0	0	0	0
020105011123	AUXILIO DE TRANSPORTE	0	0	0	0	0	0	0	0	0	0
020105011150	BONIFICACION POR SERVICIOS PRESTADOS	0	0	0	0	0	0	0	0	0	0
020105011152	PRIMA DE SERVICIOS	0	0	0	0	0	0	0	0	0	0
020105011160	SUBSIDIO DE ALIMENTACION	0	0	0	0	0	0	0	0	0	0
020105011161	INDEMINIZACION	0	0	0	0	0	0	0	0	0	0
020105011190	OTROS SUELDOS Y SALARIOS	0	0	0	0	0	0	0	0	0	0
02010501112	SERVICIOS PERSONALES INDIRECTOS	22,364,108.00	22,364,108.00	100	22,364,108.00	100	0	0	0	0	0
020105011209	HONORARIOS	22,364,108.00	22,364,108.00	100	22,364,108.00	100	0	0	0	0	0
0201050113	CONTRIBUCIONES INHERENTES A NOM. SECTOR PRIVADO	0	0	0	0	0	0	0	0	0	0
020105011302	APORTES A CAJAS DE COMPENSACIÓN FLIAR	0	0	0	0	0	0	0	0	0	0
020105011303	COTIZACION A SEGURIDAD SOCIAL	0	0	0	0	0	0	0	0	0	0
020105011306	APORTES PENSIONALES	0	0	0	0	0	0	0	0	0	0
020105011324	CESANTIAS	0	0	0	0	0	0	0	0	0	0
0201050114	CONTRIBUCIONES INHERENTES A NOM. SECTOR PUBLICO	0	0	0	0	0	0	0	0	0	0
020105011401	APORTES AL ICBF	0	0	0	0	0	0	0	0	0	0
020105011402	APORTES AL SENA	0	0	0	0	0	0	0	0	0	0
020105011403	APORTES A LA ESAP	0	0	0	0	0	0	0	0	0	0
020105011404	APORTES AL MINISTERIO DE EDUCACIÓN	0	0	0	0	0	0	0	0	0	0
020105011405	COTIZACION RIESGOS PROFESIONALES	0	0	0	0	0	0	0	0	0	0
02010502	GASTOS GENERALES	46,186,461.50	46,186,481.50	100	46,166,481.50	100	0	42,405,094.50	91.81	42,405,094.25	91.81
0201050215	ADQUISICION DE BIENES	2,029,898.00	2,029,898.00	100	2,029,898.00	100	0	355,033.00	17.49	355,033.00	17.49
020105021501	COMPRA DE EQUIPO	0	0	0	0	0	0	0	0	0	0
020105021514	MATERIALES Y SUMINISTROS	2,029,898.00	2,029,898.00	100	2,029,898.00	100	0	355,033.00	17.49	355,033.00	17.49
020105021520	DOTACION Y SUMINISTRO DE TRABAJADORES	0	0	0	0	0	0	0	0	0	0
020105021590	OTRA ADQUISICIONES DE BIENES Y SERVICIOS	0	0	0	0	0	0	0	0	0	0
020105021599	VIGENCIAS EXPIRADAS	0	0	0	0	0	0	0	0	0	0
0201050216	ADQUISICION DE SERVICIOS	44,156,583.50	44,156,583.50	100	44,156,583.50	100	0	42,050,061.50	95.23	42,050,061.25	95.23
020105021610	CONTRATACION DE SERVICIOS	0	0	0	0	0	0	0	0	0	0
020105021613	VIGILANCIA Y SEGURIDAD	12,194,065.00	12,194,065.00	100	12,194,065.00	100	0	12,194,065.00	100	12,194,065.00	100
020105021615	MANTENIMIENTO	2,106,522.00	2,106,522.00	100	2,106,522.00	100	0	0	0	0	0
020105021617	SERVICIOS PUBLICOS	0	0	0	0	0	0	0	0	0	0
020105021618	ARRENDAMIENTOS	25,856,000.00	25,856,000.00	100	25,856,000.00	100	0	25,856,000.00	100	25,856,000.00	100
020105021619	VIATICOS	0	0	0	0	0	0	0	0	0	0
020105021621	IMPR. PUBLICAC. SUSUCRIPCION Y AFILIACIONES PROMOCION DIVULGACION Y DESARROLLO	0	0	0	0	0	0	0	0	0	0
020105021622	INSTITUCIONAL	0	0	0	0	0	0	0	0	0	0
020105021623	COMUNICACIONES Y TRANSPORTE	2,999,996.50	2,999,996.50	100	2,999,996.50	100	0	2,999,996.50	100	2,999,996.25	100

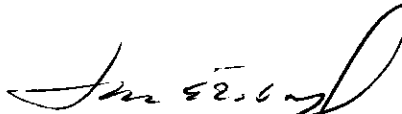
EJECUCION PRESUPUESTAL DE RESERVA
PERIODO ABRIL DE 2015


CODIGO CUENTA	DESCRIPCION	PPTO DEFINITIVO	CDP EXPEDIDOS	% CDPs	RP COMPROMISOS	% RPs	PRESUPUESTO X COMPROMETER	GIROS ACUMULADOS	% GIROS	GIROS ACUMULADOS	% PAGOS
020105021625	SEGUROS GENERALES	1,000,000.00	1,000,000.00	100	1,000,000.00	100	0	1,000,000.00	100	1,000,000.00	100
020105021626	SALUD OCUPACIONAL, SEGURIDAD INDUSTRIAL	0	0	0	0	0	0	0	0	0	0
020105021661	GASTOS DE VIAJE	0	0	0	0	0	0	0	0	0	0
020105021662	GASTOS FINANCIEROS	0	0	0	0	0	0	0	0	0	0
020105021663	CAPACITACION, BIENESTAR SOCIAL Y EST.	0	0	0	0	0	0	0	0	0	0
020105021690	OTROS GASTOS GENERALES	0	0	0	0	0	0	0	0	0	0
020105021691	VIGENCIAS EXPIRADAS	0	0	0	0	0	0	0	0	0	0
0201050217	IMPUESTOS CONTRIBUCIONES Y TASAS	0	0	0	0	0	0	0	0	0	0
	SANCIONES, SENT., LAUDOS, COND., TASAS Y										
020105021708	MULTAS	0	0	0	0	0	0	0	0	0	0
020105021709	INDUSTRIA Y COMERCIO	0	0	0	0	0	0	0	0	0	0
020105021790	OTROS IMPUESTOS Y CONTRIBUCIONES	0	0	0	0	0	0	0	0	0	0
020120	COSTOS DE PRODUCCION	195,130,530.00	195,130,530.00	100	195,130,530.00	100	0	127,671,282.00	65.43	127,671,282.00	65.43
02012001	GASTOS DE PERSONAL OPERATIVOS	0	0	0	0	0	0	0	0	0	0
0201200111	SERVICIO PERSONAL NOMINA OPERATIVOS	0	0	0	0	0	0	0	0	0	0
020120011101	SUELDO DE PERSONAL	0	0	0	0	0	0	0	0	0	0
020120011112	PRIMA DE VACACIONES	0	0	0	0	0	0	0	0	0	0
020120011113	PRIMA DE NAVIDAD	0	0	0	0	0	0	0	0	0	0
020120011115	BONIFICACIÓN ESPECIAL DE RECREACIÓN	0	0	0	0	0	0	0	0	0	0
020120011123	AUXILIO DE TRANSPORTE	0	0	0	0	0	0	0	0	0	0
020120011131	BONIFICACIÓN POR SERVICIOS PRESTADOS	0	0	0	0	0	0	0	0	0	0
020120011133	PRIMA DE SERVICIOS	0	0	0	0	0	0	0	0	0	0
020120011145	INDEMNIZACIÓN	0	0	0	0	0	0	0	0	0	0
020120011160	SUBSIDIO DE ALIMENTACION	0	0	0	0	0	0	0	0	0	0
020120011190	OTROS SUELDOS Y SALARIOS	0	0	0	0	0	0	0	0	0	0
	CONTRIBUCION INHERENTE A NOM. SECTOR										
0201200113	PRIVADO	0	0	0	0	0	0	0	0	0	0
020120011302	APORTES CAJAS DE COMPENSACIÓN FAMILIAR	0	0	0	0	0	0	0	0	0	0
020120011303	COTIZACION A SEGURIDAD SOCIAL (8.5%)	0	0	0	0	0	0	0	0	0	0
020120011306	APORTES PENSIONALES	0	0	0	0	0	0	0	0	0	0
020120011321	CESANTIAS	0	0	0	0	0	0	0	0	0	0
	CONTRIBUCION INHERENTE A NOM. SECTOR										
0201200114	PUBLICO	0	0	0	0	0	0	0	0	0	0
020120011401	APORTES AL ICBF	0	0	0	0	0	0	0	0	0	0
020120011402	APORTES AL SENA	0	0	0	0	0	0	0	0	0	0
020120011403	APORTES A LA ESAP	0	0	0	0	0	0	0	0	0	0
020120011404	APORTES AL MINISTERIO DE EDUCACIÓN	0	0	0	0	0	0	0	0	0	0
020120011405	COTIZACION A RIESGOS PROFESIONALES	0	0	0	0	0	0	0	0	0	0
02012002	GASTOS GENERALES	195,130,530.00	195,130,530.00	100	195,130,530.00	100	0	127,671,282.00	65.43	127,671,282.00	65.43
0201200215	ADQUISICION DE BIENES	55,066,195.00	55,066,195.00	100	55,066,195.00	100	0	48,469,871.00	86.02	48,469,871.00	86.02
020120021501	COMPRA DE EQUIPO	38,000,000.00	38,000,000.00	100	38,000,000.00	100	0	38,000,000.00	100	38,000,000.00	100
020120021512	MATERIALES Y SUMINISTROS	17,066,195.00	17,066,195.00	100	17,066,195.00	100	0	10,469,871.00	61.35	10,469,871.00	61.35
	DOTACION Y SUMINISTRO DE TRABAJADORES Y										
020120021520	SEG IND	0	0	0	0	0	0	0	0	0	0
020120021590	OTRA ADQUISICIONES DE BIENES Y SERVICIOS	0	0	0	0	0	0	0	0	0	0
020120021599	VIGENCIAS EXPIRADAS	0	0	0	0	0	0	0	0	0	0
0201200216	ADQUISICION DE SERVICIOS	140,064,335.00	140,064,335.00	100	140,064,335.00	100	0	79,201,411.00	56.55	79,201,411.00	56.55
020120021610	CONTRATACIÓN DE SERVICIOS	0	0	0	0	0	0	0	0	0	0
020120021611	VIGILANCIA Y SEGURIDAD	50,988,858.00	50,988,858.00	100	50,988,658.00	100	0	44,930,572.00	88.12	44,930,572.00	88.12
020120021613	MANTENIMIENTO	44,160,898.00	44,160,898.00	100	44,160,898.00	100	0	740,460.00	1.68	740,460.00	1.68



EJECUCION PRESUPUESTAL DE RESERVA
 PERIODO ABRIL DE 2015

CODIGO CUENTA	DESCRIPCION	PPTO DEFINITIVO	CDP EXPEDIDOS	% CDPs	RP COMPROMISOS	% RPs	PRESUPUESTO X COMPROMETER	GIROS ACUMULADOS	% GIROS	GIROS ACUMULADOS	% PAGOS
020120021614	SERVICIOS PUBLICOS	0	0	0	0	0	0	0	0	0	0
020120021616	ARRENDAMIENTOS	34,878,333.00	34,878,333.00	100	34,878,333.00	100	0	29,175,000.00	83.85	29,175,000.00	83.65
020120021617	VIA TICOS	0	0	0	0	0	0	0	0	0	0
020120021623	SEGUROS GENERALES	10,036,246.00	10,036,246.00	100	10,036,246.00	100	0	4,355,379.00	43.4	4,355,379.00	43.4
020120021690	OTROS GASTOS GENERALES	0	0	0	0	0	0	0	0	0	0
020120021699	VIGENCIAS EXPIRADAS	0	0	0	0	0	0	0	0	0	0
020130	TRANSFERENCIAS	0	0	0	0	0	0	0	0	0	0
02013036	TRANSFERENCIAS CORRIENTES	0	0	0	0	0	0	0	0	0	0
0201303608	CUOTA DE AUDITAJE	0	0	0	0	0	0	0	0	0	0
0201303620	PENSIONES PROVISIDNALES	0	0	0	0	0	0	0	0	0	0
0203	GASTOS DE INVERSION	1,607,342,229.40	1,607,342,229.40	100	1,607,342,229.40	100	0	1,034,687,598.40	64.37	1,034,687,598.40	64.37
020301	MANTENIMIENTD ALUMBRADD PÚBLICO	141,838,288.00	141,838,288.00	100	141,838,288.00	100	0	0	0	0	0
020302	REPOSICIÓN Y MODERNIZACIÓN	350,957,406.40	350,957,406.40	100	350,957,406.40	100	0	350,957,406.40	100	350,957,406.40	100
020303	AMPLIACION DE COBERTURA	0	0	0	0	0	0	0	0	0	0
020304	ENERGIA-FACTURACION. PARA EL SISTEMA DE ALUMBRADO PUBLICO	0	0	0	0	0	0	0	0	0	0
020305	COMPRA DE EQUIPO	199,440,600.00	199,440,600.00	100	199,440,600.00	100	0	199,440,600.00	100	199,440,600.00	100
020306	ILUMINACION Y MANTENIMIENTO DE FUENTES	0	0	0	0	0	0	0	0	0	0
020307	READECUACION DE INMUEBLES Y ESCENARIOS	0	0	0	0	0	0	0	0	0	0
020308	FERIA AGROPECUARIA	0	0	0	0	0	0	0	0	0	0
020309	FABRICA DE PUPITRES	0	0	0	0	0	0	0	0	0	0
020310	NUEVDS PROYECTOS	0	0	0	0	0	0	0	0	0	0
020311	SISTEMATIZACIÓN	60,666,000.00	60,666,000.00	100	60,666,000.00	100	0	0	0	0	0
020312	ALUMBRADO NAVIDEÑO	0	0	0	0	0	0	0	0	0	0
020313	BANCO Y OPERACIONES FINANCIERAS	0	0	0	0	0	0	0	0	0	0
020314	DISPOSICIÓN DE RESIDUOS SÓLIDOS	300,423,976.00	300,423,976.00	100	300,423,976.00	100	0	228,032,877.00	75.9	228,032,877.00	75.9
020314	MANT. RECUP. DOTACIÓN DE PARQUES Y ZONAS VERDES	554,013,959.00	554,013,959.00	100	554,013,959.00	100	0	256,256,715.00	46.25	256,256,715.00	46.25
020315	VERDES	554,013,959.00	554,013,959.00	100	554,013,959.00	100	0	256,256,715.00	46.25	256,256,715.00	46.25
020316	VIGENCIAS EXPIRADAS	0	0	0	0	0	0	0	0	0	0


 JAIRD ENRIQUE ROBAYO MORENO
 GERENTE


 NANCY VELOZA GUZMAN
 PROFESIONAL UNIVERSITARIO ESPECIALIZADO